

IPANEMA | 50m (161' 4)



SPECIFICATIONS

Built by	Mondomarine
Length	50m (161' 4)
Beam	9m (29' 5)
Draft	2.3m (8' 6)
Year	2016
Gross tonnage	499t
Material	Aluminium & Aluminium
Engines	2 x MTU 2,575HP
Speed	15/19 knots (approx)
Accommodation	12 guests in 7 cabins
Crew	11
Tax Status	EXCL VAT
Price	USD 26,000,000

INDEX

1. CONSTRUCTION

2. MAIN CHARACTERISTICS

General
Capacities

3. MACHINERY

Generators
Electricity
Air Conditioning
Other Machinery

4. ACCOMMODATION

5. GALLEY & LAUNDRY EQUIPMENT

6. COMMUNICATION, NAVIGATION & ENTERTAINMENT EQUIPMENT

Communication Equipment
Navigation Equipment
Entertainment Equipment

7. TENDERS & WATERSPORTS EQUIPMENT

8. DECK EQUIPMENT

9. SAFETY & SECURITY EQUIPMENT

10. COMMENTS

11. EXCLUSIONS

12. GENERAL ARRANGEMENTS

13. PHOTOGRAPHS

1. CONSTRUCTION

Aluminium hull and superstructure

2. MAIN CHARACTERISTICS

General

Built by	Mondomarine
Year	2016
Length	50m/161' 4"
Beam	9m/29' 5"
Draft	2.3m/8' 6"
Classification	American Bureau of Shipping

Gross tonnage	499t
Net tonnage	149t
Displacement	395t
Designer	Hot Lab Yacht & Design
Naval Architect	Mondomarine Engineering
Interior Designer	Hot Lab Yacht & Design

Capacities

Speed	15/19 knots (approx)
Range	3500 nm (approx) @ 12 knts
Fuel capacity	80,460 Litres (21,255 US Gallons)
Water capacity	11,800 Litres (3,117 US Gallons)
Fuel consumption	560 l/h at 17 kn

3. MACHINERY

Engines	2 x MTU 2,575HP
Engine model	16V 2000 M84
Engine hours	Port: 57hrs (24-Nov-2016) Starboard: 57hrs (24-Nov-2016)
Fuel	DIESEL
Propulsion	PROP SHAFT
Gearboxes	ZF3360, Reduction ratio 4.478

Steering	OPEM SISTEMI-Electro hydraulic type
----------	-------------------------------------

Stabilizers	Naiad zero speed stabilisers
-------------	------------------------------

Generators

Generators	2 x 125 kW Kohler generators EFOZDJ + 1x55 kW EFOZDJ
------------	---

Generator hours	Gen 1: 82 hrs (24-Nov-16) Gen 2: 69 hrs (24-Nov-16) Night gen: 33 hrs (24-Nov-16)
-----------------	---

Electricity

Electricity	400v, three phases , 50 Hz 230V, single phase, 50 HZ 230v/24v converters
Shore power	Shore power converter- MAGNUS SP200 105kVA

Batteries

MASTERVOLT-AGM type

Air Conditioning

Chiller-FRIGIT Supplier-model C24

Other Machinery

Bow thruster-NAIAD 95 kW

Sewage treatment system-HAMANN HL-CONT PLUS 02 SLIM

Bilge separator-DVZ 250 FSU "OILCHIEF"

Watermakers-IDROMAR MC9S

Frequency converter-MAGNUS MARINE SP200

Stabilizers system-ABT TRAC 540

Coalescer filter-MTU supply-KFWA 2

4. ACCOMMODATION

1 Owner's cabin (main deck)

4 Twin guest cabins (lower deck)

2 Single cabins (upper deck)

5. GALLEY & LAUNDRY EQUIPMENT

- 2x Washing machine-MIELE
- Fridge-MIELE
- Extraction hood-MIELE
- 2x Fridge and freezer-MIELE
- 3x Microwave oven-MIELE
- Hotplate drawer-MIELE
- Fridge-Indel B
- Bbq-MIELE
- 2x Dryer-MIELE
- Multifunction oven-MIELE
- Cook Top-MIELE
- Teipan Yaki-MIELE
- Dishwasher-MIELE
- 3x Icemaker-INDEL B
- Coffee Machine-MIELE
- 2x Minibar-FRIGIT

6. COMMUNICATIONS, NAVIGATION & ENTERTAINMENT EQUIPMENT

Communications Equipment

- SSB Radiotelephone-FURUNO FS1575
- 2x Vhf Radiotelephone-FURUNO FM-8900S
- Umts System-ERICSSON
- Dvbt FM System
- Seatel TVHD Antenna-SEATEL HD100TV
- Vsat system-SAILOR 90
- Talk back system-VINGTOR ETB10

Navigation Equipment

- U-AIS Transponder-FURUNO FA-150
- BNWAS system-FURUNO BR-500
- ECDIS-FURUNO FMD 3200
- Echo sounder-FURUNO FCV-627
- 2x GPS Navigator-FURUNO GP-170
- Gyro system-SIMRAD GC85
- Inmarsat Mini-C Mes-FURUNO Felcom 19
- Navtex receiver-FURUNO NX-700
- Doppler speed log-FURUNO DS-80
- Weather station-AIRMAR 150WX
- Secondary Radar X band-FURUNO FAR 2117X B
- Magnetic compass-SPERRY Jupiter
- Autopilot-SIMRAD AP70
- ECDIS-FURUNO FMD 3100
- Echo sounder-FURUNO FE-800
- Fleet broadband-SAILOR 500
- Head gyro compass repeater-SIMRAD
- Inmarsat-C Mes-FURUNO Felcom 18
- 4x Remote display-FURUNO RD-33
- Satellite Compass-FURUNO SC-50
- Thermal camera-FLIR M625L
- Primary Radar X band-FURUNO FAR 2117XB
- Maxsea timezero professional-TIMEZERO V.2.1.0

Entertainment Equipment

AFT VIP CABINS

- 2x Samsung 40" LED TV-SAMSUNG 40H6200
- 2x docking station free standing-BELKIN express dock for ipad
- 4x Inceiling Speaker-YAMAHA NS-IC800
- 2x mini-ipad + A/V control software-APPLE mini-iPad 16GB WIFI
- 2x Squared SINGLE STEREO inceiling speaker-YAMAHA NS-ICS600

FORE GUEST CABINS

- 2x Samsung 22" LED TV-SAMSUNG 22H5000
- 4x Inceiling Speaker-YAMAHA NS-IC800
- 2x mini-ipad + A/V control software-APPLE mini-iPad 16GB WIFI
- 2x TV Wall Mount Bracket- NILOX
- 2x Squared SINGLE STEREO inceiling speaker-YAMAHA NS-ICS600
- 2x Cordless Phone-PANASONIC KX-TCA175
- 2x Docking station free standing-BELKIN express dock for ipad

CREW CABINS

- Car stereo CD/MP3 USB-KENWOOD KDC-BT34U
- 5x Fixed Digital Phone-PANASONIC KX-DT321-B
- 10x Squared inceiling speaker -YAMAHA NS-IC600

CREW MESS

- TV Wall Mount Bracket -FUTURE AUTOMATION V2
- Touch screen 17" + CCTV Sofwtare license VIDEOWORKS
- MAIN SALON & DINING ROOM
- 4x Inceiling Speaker-YAMAHA NS-IC800
- Mini-ipad + A/V control software-APPLE mini-iPad 16GB WIFI
- Cordless Phone-PANASONIC KX-TCA175
- Heavy duty UP/DWN lift mechanism 70" to 90" screens
- 2x Squared inceiling speaker-YAMAHA NS-IC600
- Tv Samsung 40"-SAMSUNG UE40H5500
- Subwoofer-B&W ASW-610
- Docking station free standing-BELKIN express dock
- 2x Inceiling Speaker-YAMAHA NS-IC800
- TV LED ultra HD 78" -SAMSUNG 78HU8500

OWNER'S CABIN

- TV LED ultra HD 78" -SAMSUNG 78HU8500
- Subwoofer-B&W ASW-608
- mini-ipad + A/V control software-APPLE mini-iPad 16GB WIFI
- 5x Inceiling Speaker- YAMAHA NS-IC800
- DECT Cell-PANASONIC KX-TDA0155CE
- Docking station free standing-BELKIN

OWNER STUDY

- Fixed Digital Phone-PANASONIC KX-DT321-B
- 2x Inceiling speaker-YAMAHA NS-IC800

EXTERNAL AFT UPPER DECK

- 4x Waterproof in-ceiling/in-wall speaker-ASK AP65
- Volume control Keypad

UPPER LOUNGE

- TV LED ultra HD 78"-SAMSUNG 78HU8500
- Wall bracket for 78" curved-FUTURE AUTOMATION PF60
- Inceiling Speaker-YAMAHA NS-IC800
- Cordless Phone-PANASONIC KX-TCA175
- 5x Inceiling Speaker-YAMAHA NS-IC800
- mini-ipad + A/V control software-APPLE mini-iPad 16GB WIFI
- Access Point-CISCO AIR-CAP1602I-E-K9
- Docking station free standing-BELKIN

CAPTAIN CABIN

- 2x Round inceiling speaker-YAMAHA NS-IC600
- Fixed Digital Phone-PANASONIC KX-DT321-B
- TV Wall Mount Bracket -FUTURE AUTOMATION V2
- Tv Samsung 32" -SAMSUNG UE32H5500

WHEELHOUSE

- microHIFI CD player-YAMAHA CRX-N560
- 2x Squared inceiling speaker -YAMAHA NS-IC600
- Access Point-CISCO AIR-CAP1602I-E-K9
- Fixed Digital Phone-PANASONIC KX-DT321-B

7. TENDERS & WATERSPORTS EQUIPMENT

- Rescue Boat-ZODIAC RIBO 340P SLING
- 7.2m Tender-MONTEREY M3, VOLVO PENTA Engine V8-300-CE-B
- 3x Jet skies-YAMAHA

8. DECK EQUIPMENT

- 2x Windlass-OPEM SISTEMI ASLG20X
- Rescue boat crane-MOR SAVERIO 072 P TEL R.B. 800 kg max
- Accommodation ladder-MOR SAVERIO SRE 22-4
- Tender cradle-MOR SAVERIO
- Gangway-MOR SAVERIO 079T
- 2x Capstans-OPEM SISTEMI-ATLG35SX
- Jet ski Crane-MOR SAVERIO 0776TEL. 500 kg max
- Aft tender crane-MOR SAVERIO 072H, 2500 kg max
- 2x Automatic sliding aft doors-TECNOINOX

9. SAFETY & SECURITY EQUIPMENT

- FM 200 extinguisher system in engine room
- 4x Liferafts Solas A pack (12 pax)
- Epirb
- 22x fire extinguishers
- 1x Rescue Boat ZODIAC RIBO 340 P Sling
- 2x Sart

10. COMMENTS

The 2016 Ipanema was custom-built by Mondomarine for a most discerning Owner and as a result definitely stands out from all other yachts on the market. Designed by Hot Lab Yacht & Design, her ultra modern exterior features a striking red hull.

A contrast to her minimalist exterior, her opulent interior is busy with decoration, furniture and colour, yet the full height glass windows that run almost the full length of the main deck provide heaps of natural light. Dark woods; colourful carpets; textured walls; patterned marbles; mirrored ceilings and fancy ornaments give her extravagant internal spaces a sense of charm and warmth.

A unique layout allows Ipanema to accommodate up to 12 guests in 7 cabins, including Owner's stateroom. The full beam master suite with private owner's deck is situated on the main deck, two single cabins on the bridge deck and the four twin cabins (two with additional Pullman berths) on the lower deck.

Ipanema offers guests exceptional deck space aft and forward. The aft deck is large enough to store three jet-skis as well as offer a delightful al fresco dining setting with a sociable circular table. The semi-covered sun deck benefits from an extremely large Jacuzzi, plush sunpads and an outdoor bar.

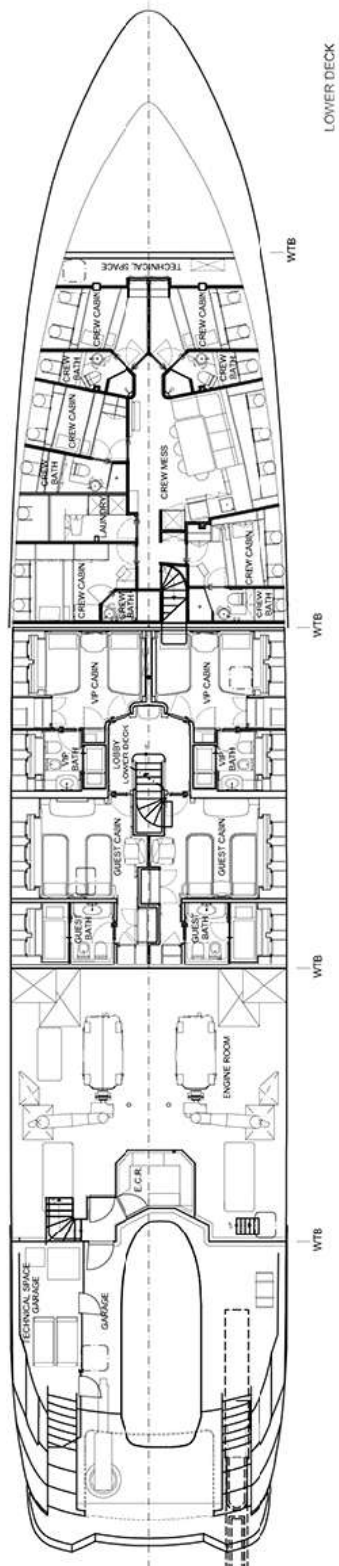
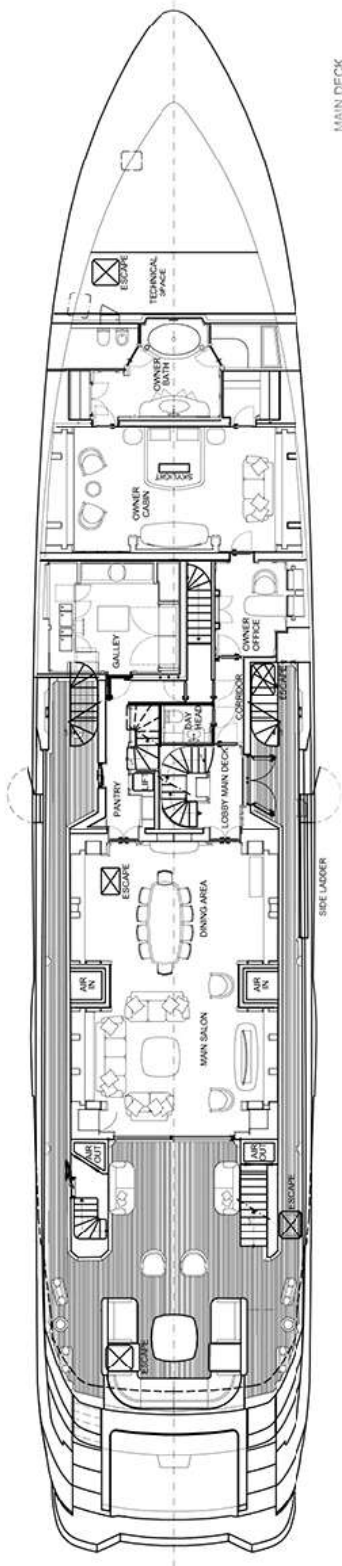
An unexpected feature on Ipanema is her large fore deck on the Portuguese bridge which is furnished with a large seating arrangement, offering guests an extra space to retreat to. A beach club with easy access to the sea and underwater lighting are additional benefits to this tri-deck motor yacht.

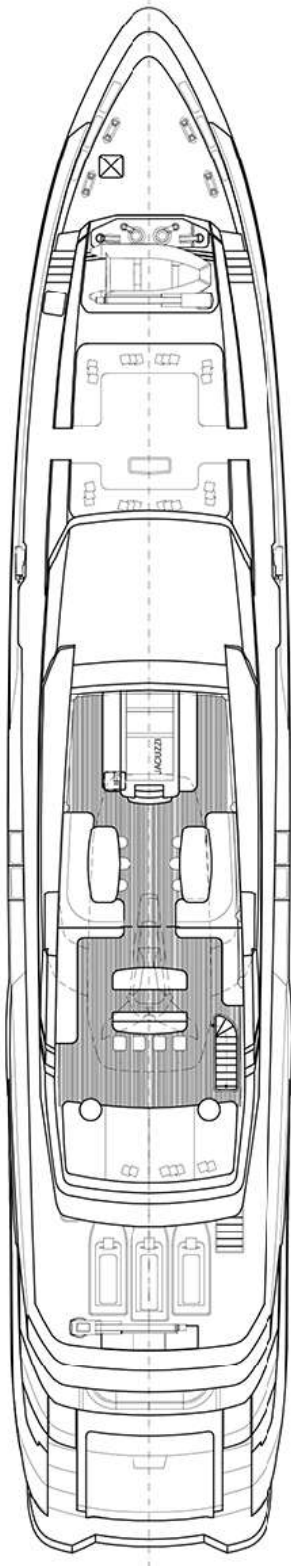
With a cruising speed of 15 knots and a maximum speed of 19 knots, the trans-Atlantic Ipanema's twin MTU 2575hp engines allow her to reach a range of 3500 nautical miles @ 12 Knots.

11. EXCLUSIONS

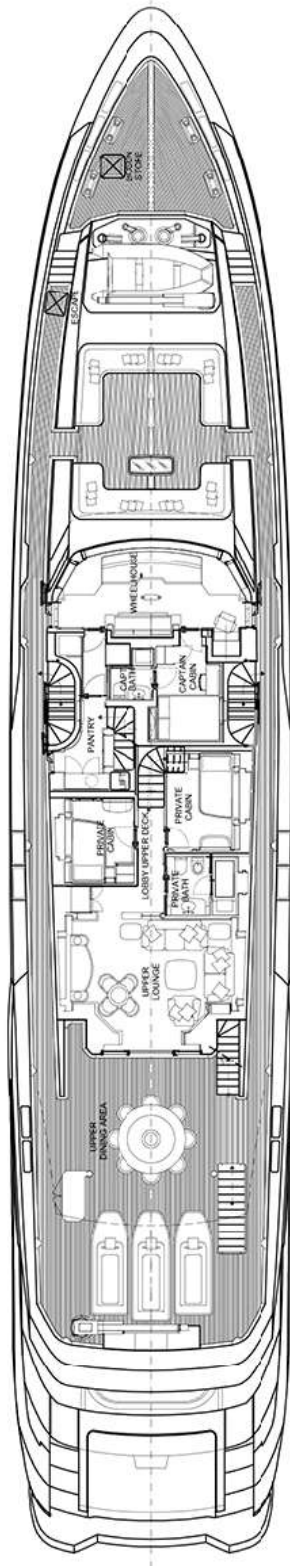
A complete list of exclusions is available upon request.

12. GENERAL ARRANGEMENTS





SUNDECK



UPPER DECK

13. PHOTOGRAPHS







